

1. I have been told about the study and I know why it is being done and what to do. I know that I do not have to do it if I do not want to. If I have questions I can ask my teacher. I know that I can stop at any time.		
	Response Percent	Response Count
I understand and will begin the survey. <div></div>	100.0%	80
I would rather not do it.	0.0%	0
	answered question	80
	skipped question	0






2. Where do you go to school?

	Response Percent	Response Count
IS 53	0.0%	0
IS 109	0.0%	0
IS 137	0.0%	0
IS 192	0.0%	0
IS 210	0.0%	0
IS 226	0.0%	0
IS 238	0.0%	0
MS 202	100.0%	80
PS 42	0.0%	0
PS 197	0.0%	0
PS 223	0.0%	0
PS/IS 116	0.0%	0
PS/IS 225	0.0%	0
Al-Ihsan Academy	0.0%	0
August Martin HS	0.0%	0
Beach Channel HS	0.0%	0
Business Computer Application HS	0.0%	0
Christ Lutheran School	0.0%	0
Devine Mercy Catholic Academy Elementary and Middle School	0.0%	0
Far Rockaway HS	0.0%	0
Grace Lutheran Day School	0.0%	0
John Adams HS	0.0%	0
Richmond Hill HS	0.0%	0
St. Francis De Sales School	0.0%	0

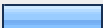


St. Joachim and Anne	0.0%	0
St. Joseph's Parish Day	0.0%	0
St. Rose of Lima School	0.0%	0
Other	0.0%	0
other school (please specify)		0
answered question		80
skipped question		0

3. What grade are you in?		
	Response Percent	Response Count
6th	0.0%	0
7th	96.3%	77
8th	2.5%	2
9th	1.3%	1
10th	0.0%	0
11th	0.0%	0
12th	0.0%	0
answered question		80
skipped question		0




4. How often do you use your computer at home for homework?

	Response Percent	Response Count
I don't have a computer at home 	1.3%	1
I don't use my home computer for homework	0.0%	0
A few times a year 	8.0%	6
About once a month 	16.0%	12
About once a week 	25.3%	19
Almost every night 	49.3%	37
<i>answered question</i>		75
<i>skipped question</i>		5




5. Compared to last year, this year my teachers are using computers...

	Response Percent	Response Count
less 	14.7%	11
about the same amount 	33.3%	25
more 	52.0%	39
<i>answered question</i>		75
<i>skipped question</i>		5

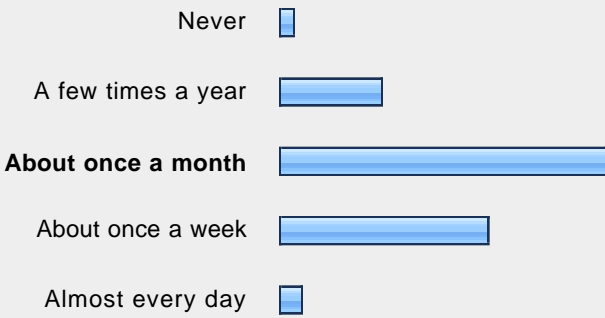
6. Compared to last year, this year students in my grade are using computers...

	Response Percent	Response Count
less 	25.3%	19
about the same amount 	29.3%	22
more 	45.3%	34
answered question		75
skipped question		5

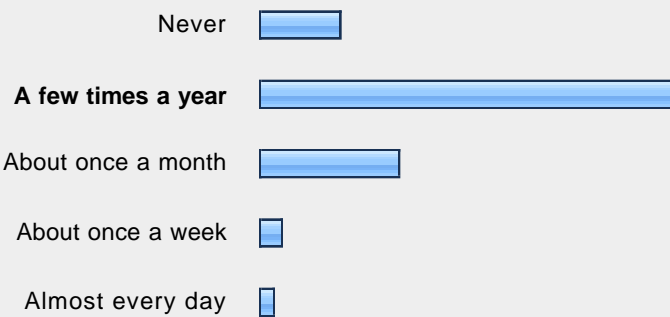
7. During this school year, how much time per week did you spend using computers in your class(es)?

	Response Percent	Response Count
Not at all	0.0%	0
Less than one period per week	0.0%	0
1 or 2 periods (or a double period) per week 	36.0%	27
3 to 4 periods per week 	36.0%	27
More than 4 periods per week 	28.0%	21
answered question		75
skipped question		5





8. During this school year, I typed up reports and assignments.

	Response Percent	Response Count
Never 	1.5%	1
A few times a year	14.9%	10
About once a month	49.3%	33
About once a week	31.3%	21
Almost every day	3.0%	2
<i>answered question</i>		67
<i>skipped question</i>		13





9. During this school year, I made spreadsheets and graphs.

	Response Percent	Response Count
Never 	11.9%	8
A few times a year	62.7%	42
About once a month	20.9%	14
About once a week	3.0%	2
Almost every day	1.5%	1
<i>answered question</i>		67
<i>skipped question</i>		13




10. During this school year, I used blogs to communicate with other students and teachers

	Response Percent	Response Count
Never 	83.6%	56
A few times a year 	10.4%	7
About once a month	0.0%	0
About once a week 	3.0%	2
Almost every day 	3.0%	2
answered question		67
skipped question		13

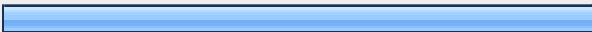



11. During this school year, I did research on the Internet for a report or assignment.

	Response Percent	Response Count
Never 	1.5%	1
A few times a year 	23.9%	16
About once a month 	23.9%	16
About once a week 	34.3%	23
Almost every day 	16.4%	11
answered question		67
skipped question		13


12. During this school year, I made a PowerPoint presentation.

	Response Percent	Response Count
Never	0.0%	0
A few times a year 	40.3%	27
About once a month 	55.2%	37
About once a week 	4.5%	3
Almost every day	0.0%	0
answered question		67
skipped question		13

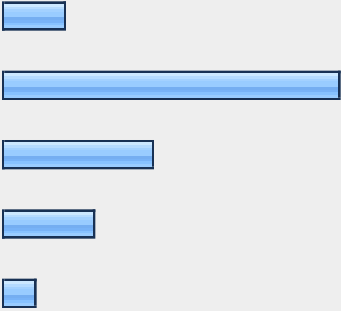
13. During this school year, I used the computer to make a graphic novel.

	Response Percent	Response Count
Never 	89.6%	60
A few times a year 	6.0%	4
About once a month 	3.0%	2
About once a week 	1.5%	1
Almost every day	0.0%	0
answered question		67
skipped question		13






14. During this school year, I took a test on the computer.

	Response Percent	Response Count
Never 	11.9%	8
A few times a year	68.7%	46
About once a month	13.4%	9
About once a week	6.0%	4
Almost every day	0.0%	0
answered question		67
skipped question		13






15. During this school year, I used a computer program to improve my study skills or learning skills.

	Response Percent	Response Count
Never 	9.0%	6
A few times a year	50.7%	34
About once a month	22.4%	15
About once a week	13.4%	9
Almost every day	4.5%	3
answered question		67
skipped question		13





16. During this school year, I made or listened to a podcast.

		Response Percent	Response Count
Never		65.7%	44
A few times a year		26.9%	18
About once a month		1.5%	1
About once a week		3.0%	2
Almost every day		3.0%	2
answered question			67
skipped question			13





17. During this school year, I made or edited a webpage or worked in a web environment, like a wikispace.

		Response Percent	Response Count
Never		13.4%	9
A few times a year		58.2%	39
About once a month		4.5%	3
About once a week		7.5%	5
Almost every day		16.4%	11
answered question			67
skipped question			13






18. This school year, I collected data using equipment that go with the computer, like probes or PDAs.

	Response Percent	Response Count
Never 	80.6%	54
A few times a year 	14.9%	10
About once a month 	1.5%	1
About once a week	0.0%	0
Almost every day 	3.0%	2
answered question		67
skipped question		13







19. This school year, I made or edited a video or movie.

	Response Percent	Response Count
Never 	47.8%	32
A few times a year 	46.3%	31
About once a month 	1.5%	1
About once a week 	4.5%	3
Almost every day	0.0%	0
answered question		67
skipped question		13

20. During the past school year, I created or contributed to a web-based map or timeline.

		Response Percent	Response Count
Never		58.2%	39
A few times a year		31.3%	21
About once a month		6.0%	4
About once a week		3.0%	2
Almost every day		1.5%	1
		<i>answered question</i>	67
		<i>skipped question</i>	13

21. In which classes do you use technology. (Check all that apply)

		Response Percent	Response Count
Math		95.5%	64
Sciences		100.0%	67
English Language Arts		97.0%	65
Social Studies		95.5%	64
Art		0.0%	0
Music		40.3%	27
Physical Education/Gym		0.0%	0
ESL or ELL		1.5%	1
Computer Class		0.0%	0
Multi-Media		0.0%	0
None of the Above		0.0%	0
Other (please specify)			0
answered question			67
skipped question			13

22. How well do you know how to use the following equipment, applications or web sites?

	I never tried	I know the basics	I'm pretty good	I'm an expert	Response Count
Digital camera or video	4.8% (3)	25.8% (16)	38.7% (24)	30.6% (19)	62
Audacity or GarageBand	1.6% (1)	45.2% (28)	46.8% (29)	6.5% (4)	62
iMovie or Movie Maker	4.8% (3)	51.6% (32)	33.9% (21)	9.7% (6)	62
Wikispaces	41.9% (26)	43.5% (27)	14.5% (9)	0.0% (0)	62
Teacher/Class Blogs	77.4% (48)	16.1% (10)	1.6% (1)	4.8% (3)	62
Comic Life	30.6% (19)	45.2% (28)	19.4% (12)	4.8% (3)	62
answered question					62
skipped question					18

23. How much do you agree with these statements?

	Strongly Disagree	Disagree	Agree	Strongly Agree	Rating Average	Response Count
I am able to learn more when I use computers in my school.	3.4% (2)	10.2% (6)	47.5% (28)	39.0% (23)	3.22	59
I work harder on my assignments when I am using a computer.	1.7% (1)	19.0% (11)	41.4% (24)	37.9% (22)	3.16	58
I would be a better student if I got to use technology more in school.	3.4% (2)	18.6% (11)	44.1% (26)	33.9% (20)	3.08	59
Teachers in this school know a lot about how to use computers to help students learn more.	15.8% (9)	15.8% (9)	52.6% (30)	15.8% (9)	2.68	57
There are enough computers in my school for students to use for their schoolwork.	15.3% (9)	20.3% (12)	52.5% (31)	11.9% (7)	2.61	59
I am using computers in my class (es) in ways that other students in this school are not.	10.2% (6)	49.2% (29)	39.0% (23)	1.7% (1)	2.32	59
I have shown other students how to do things with computers.	13.6% (8)	20.3% (12)	49.2% (29)	16.9% (10)	2.69	59
I have shown a teacher how to do things with computers.	17.2% (10)	32.8% (19)	39.7% (23)	10.3% (6)	2.43	58
I use computers more in my class (es) than other students in this school	15.3% (9)	44.1% (26)	37.3% (22)	3.4% (2)	2.29	59
answered question						59
skipped question						21